Jennyruth Workshops
Established 2003

The Wren

Issue 37

December 2023

Together Everyone Achieves More

@JennyruthW @jennyruthworkshops @JennyruthWorkshop

www.jennyruth.co.uk jennyruth-workshop

Contents

Hello everyone

Welcome to the Christmas edition of the Wren. Here at the Workshop we are getting ready for our annual Christmas Fair next week for the first time since 2019....everyone is very excited! We have been incredibly busy for months preparing all things Christmas; it's our favourite time of the year 😍

We are hiring for two additional members of staff due to expansion; we have a vacancy for a new role of Workshop Manager and a vacancy for an additional Paint Shop Supervisor to join our amazing team. If you are interested in either role you can find further details at www.jennyruth.co.uk/vacancies

After what has been a very busy and amazing year I would like to extend my personal thanks to everyone who has made this possible; together we really do achieve more!

Warmest wishes for Christmas and 2024

Nicky

If you want to order any of our stock items in time for Christmas then start shopping now as last orders are 11th December!

3 Meet The Team
Get to know the magazine team

4 WOWs
Last month's WOWs

6 Visits and Events
Find out what we've been up to

11 News from the Workshops
Christmaaaaaaasssssss!

16 Daniel and Shaun's Photo Snaps

17 Baking Bonanza

18 Cooks' Corner

21 Volunteering
Find out more about our volunteers

22 Fundraising
Find out about the many ways you can support us

25 Rainy Day Relaxation
A story written by the Team Building Group

28 Birthdays and 100 Club Winners

29 Dates for the Diary

32 A Message From....
Sam

Meet the team

Editor Anna Smith

Deputy Editor Jessica Lewis

Features Editor Tom Hodgson

Head of Photography Shaun Dean

Art Director Daniel Allen

Chief Reporter Emma Laycock

Our Amazing WOWs

Every week we celebrate the incredible achievements of one of our workers. Last month Tom O, Jonathan, Matthew, Shaun and the Ripon Cathedral Christmas Fair Crew received Worker of the Week (WOW).

Tom Oates
Worker of the Week
10th November 2023

- For pushing himself out of his comfort zone with painting.
- For working really well with Louise.
- For joining in with everything in the baking group and trying new food.
- For contributing kindly in the communication group.
- For settling in so well with his extra day on Tuesday.

Nicky

CEO

Jonathan and Matthew Evason
Worker of the Week
22nd November 2023

- For representing Jennyruth Workshops at the Remembrance Service and laying the wreath at the Cenotaph in Ripon Spa Gardens
- with such dignity.

Nicky

CEO

WOW

Shaun Dean
Worker of the Week
16th November 2023

- For really improving his skills in cookery.
- For being so polite.
- For listening and following instructions well and clearly enjoying the session. He is also very helpful with the other workers.
- For clearing the sanding table and doing an excellent job.

Nicky

CEO

Therese, Daniel, Rachael, Jonathan, Jamie, Alex, Hannah, Jessica and Ben
Workers of the Week
29th November 2023

This week for a variety of amazing reasons this team of workers deserve the Worker of the Week Award

- For being amazing at setting up the stall at Ripon Cathedral,
- For selling so many products, chatting to the customers and giving out leaflets,

OR/AND

- For dismantling the stall.

Nicky

CEO

Website
Website
Website
Breathe
& Wrace
emotions

EPSON
Daniel

Medical Room

brother

Visits and Events

Woodwork Trip to the Power Tool Show

The magazine team were interested to know how our team of Woodwork Staff got on at the Power Tool Show at the Yorkshire Showground.

Richard: The show was very interesting as it was full of new ideas and different machines to look at. There was a saw that was £700 and chisels over £100 each but incredible quality. There were top of the line scroll saws and dust extraction systems. We need new ones of the latter for the machine shop.

There was a device that does the same job as a drill but has a sleeve instead of a driver to hold the screwhead. It was brilliant watching all the demos, especially the lathes. They did the most amazing stuff! A man even made a lampshade out of wood. It was very impressive how transparent he was able to make the wood.

We looked at Japanese building construction. They don't use any nails or screws but instead they build joints out of green timber that's unseasoned. Apparently it's earthquake proof.

Adam: The CNC router was very impressive. It would just carve or engrave whatever you wanted it to.



Christmas Food and Gift Fair at Ripon Cathedral

Our set up team were superstars!



We had an incredibly successful first day at the Ripon Cathedral Christmas Food and Gift Fair.

Throughout the day our team of staff and volunteers were joined by Hannah, Rachael, Alex and Jamie who were very busy chatting to customers and selling products.

Saturday 25th November was our 2nd day at Ripon Cathedral's Christmas Food and Gift Fair. When I arrived I went to have a look around all the stalls with my Step-Mum and my Step-Nana. We bought a Christmas cake with Santa and a snowman on the top, baubles and different flavours of cheese.

I then went to help Phoebe, Avril, Sue, Helen and Jonathan on the Jennyruth Workshops stall. I was in charge of the Zettle and taking money from the customers who came and had a look at the stall. The Cathedral was jam-packed full of people so, I stayed behind the stall.

We sold lots of our beautiful Christmas products to our wonderful customers in the morning then I went to have a look around the other stalls with Avril to buy a cup of tea.

In the afternoon Anna, Jo and Richard came to swap over on the stall but Jonathan and I carried on until the end of the day. We sold more products in the afternoon and there was Christmas music playing throughout the whole day. There was a raffle at the end of the day but I didn't win.

My Step-mum and I helped everyone pack away the products into our van at the end of the day before heading home.

By Jessica Lewis

Remembrance Day

Jonathan: We gathered in the spa gardens surrounded by all the troops from the army to remember the fallen. We had the honour of laying the wreath that we had made. Matthew and I walked up to the cenotaph, bowed, placed our wreath then took a step back and bowed again.

Matthew: We went to the Town Hall after to wait for the band the march past.

Jonathan: We then walked to the Cathedral for the service. It was a really lovely service. At the end we sang God Save the King. We then went back to the Town Hall for a coffee and a bite to eat.

Matthew: There were lots of soldiers. Ripon City Band were playing trumpets and there were Bagpipes.

Jonathan: Carol, my mum and Avril came with us.

Matthew: The sound of the trumpet, during the 2 minute silence, made it all very emotional.

News from the Workshops

It's Christmaaaaaaaaaaaaas!

Feeling festive? Pop over to our online shop
www.jennyruth.co.uk and check out our fantastic range
of handcrafted Christmas gifts!

Limited Edition Christmas Decoration 2023

Acrylic 3D Christmas Tree Decoration with a hidden message.

Each of the festive images were individually designed by some of our workers.

£5

Children in Need

A big thank you to Matthew for baking the most delicious cakes to raise money for BBC Children in Need.

Being a charity ourselves we know how important it is to raise awareness for important causes no matter how big or small they are.

Jennyruth Workshops

Established 2003

Christmas Fair

Raffle

Tombola

Wednesday 13th December

Refreshments

1-4pm at Jennyruth Workshops, Unit 5, Red House Farm, Bridge Hewick, Ripon, HG4 5AY

Gifts

Daniel & Shaun's Photo Snaps

Daniel & Shaun are our photographers for this edition of the magazine! They had great fun taking action shots of staff, volunteers and workers.

Baking Bonanza

Our Wednesday afternoon Baking Group have been mixing and whisking up lots of delicious treats this month! It looks like chocolate has been quite a big theme!

yummy

Cooks Corner

Cooks Corner is back and here to bring you delicious recipes made by Tuesday morning's group! This month's favourite recipe was 'The Hairy Bikers' Sweet and Sour Chicken!' Perfect for cold winter nights!

For the chicken

1/2 small pineapple

2 boneless, skinless chicken breasts

2 tbsp sunflower oil

1 onion, cut into wedges

1 red pepper, deseeded and chopped

1 green pepper, deseeded and chopped

1 tbsp cornflour

4 spring onions, trimmed and thinly sliced



For the sauce

1 tbsp cornflour

300ml fresh pineapple juice

2 garlic cloves, crushed

25g ginger, peeled and finely grated

1 tbsp dark soy sauce

2 tbsp white wine vinegar

2 tbsp soft light brown sugar

3 tbsp tomato ketchup

1 pinch dried chilli flakes

STEP 1

To make the sauce, put the cornflour in a small bowl and stir in two tablespoons of the pineapple juice until smooth. Put the remaining pineapple juice in a separate bowl and stir in the garlic, ginger, soy, vinegar, sugar, ketchup and chilli flakes until thoroughly combined. Set aside.

STEP 2

Put the pineapple on a board and cut off the skin. Quarter lengthways and remove the tough central core. Cut the pineapple into thick slices and set aside. Cut each chicken breast into pieces.

STEP 3

Heat the oil in a large non-stick frying pan or wok and stir-fry the onion and peppers for three minutes over a high heat. Coat the chicken in the cornflour and add to the pan. Stir-fry for four minutes until very lightly coloured on all sides.

STEP 4

Add the pineapple and sweet and sour sauce to the pan with the chicken and bring to a simmer over a medium heat. Cook for 4-5 minutes, stirring regularly until the chicken is cooked through and the pineapple is hot.

STEP 5

Stir in the cornflour and pineapple solution mixture and cook for 30-60 seconds until the sauce is thickened and glossy, turning the chicken and vegetables until nicely coated. Sprinkle with sliced spring onions and serve hot.

DELICIOUS

Christmas
Small Stock
Garden
Wildlife and Habitat Homes

Performances at Mexham Town Hall 2023-24

GROWTH
WORK ON YOURSELF

DONG

Volunteering

Volunteer Social

The next social will be in 2024.

7pm - 10pm at Copt Hewick Village Hall.

Quiz, food and good company.

Partners welcome.

"Thank you, we loved the last one!"

"The first event was much appreciated, thank you."

"I haven't got round to thanking you all for a lovely evening, I really enjoyed it – count me in the next one please, thanks again."

Please check the events list and if you would like to help out at any of these please email Avril at info@jennyruth.co.uk

Fundraising

There are numerous ways that you can support Jennyruth Workshops.

Fancy starting your own fundraiser? Click the link to create a Just Giving page and start raising money for Jennyruth Workshops!

https://www.justgiving.com/fundraising-page/creation/?cid=3261823

You can donate via our website: https://cafdonate.cafonline.org/16026#!/DonationDetails

Click the link to make a regular or one off donation!

Easy Fundraising gives people an easy and free way to raise donations for Jennyruth Workshops through online shopping

You can also add the Donation Reminder button to your browser so whenever you're shopping online – the Donation Reminder automatically lets you know when you're on any site that offers donations with #easyfundraising.
https://www.easyfundraising.org.uk/donation-reminder/

It's now been made even easier....just scan the QR Code to sign up or visit https://www.easyfundraising.org.uk/ to find out more.

KNARESBOROUGH KNIGHTMARES

Ghost walks in aid of local charities

Jennyruth Workshops

ticketsource.co.uk/knaresborough-knightmares

EVERYDAY-SUNSHINE EVERYDAY-SUNSHINE

Rainy Day Relaxation

One of our new courses has been **Team Building** run by Andrew and Pat.

They've worked together to create this great piece of writing.

We are Team-Building Group and together we've written a story about the little boy in the photograph and how he might lived.

We think his name is Henry and he lived in London a very long time ago in a big 5 storey house with a scary attic.

There was no electricity in those days so no electric lights, just candles and oil lamps. No electricity meant no mobile phones, no tablets and no television. Can you imagine that! What would you do with your time?

There were no cars so everyone had to walk everywhere or, if they could afford it, they might have had a donkey or a horse. Very wealthy people might have been able to afford a horse and carriage.

Because plastic hadn't been invented. Henry would only have had a very few toys like marbles or small wooden toys his father might have made. He could have had a hoop and stick and a ball and maybe played hopskotch.

There was no central heating but there would be fireplaces in every room. In big houses there would be servants who would light the fires to warm the rooms before people got up. When the chimneys got blocked with soot you had to get a chimney sweep like in Mary Poppins and sometimes they made little boys climb up inside the chimney to knock the soot down.

The house didn't have a proper toilet and Henry would have had to go down the garden to use and earth toilet or bucket in a little shed. That must have been horrible especially in the winter when it was dark and raining and very cold.

There were no supermarkets so it wouldn't have been easy to buy food and there was no frozen food or fridges to keep food fresh. Everyone would grow as much fruit and vegetables as they could - potatoes, carrots, beans, tomatoes and apples and pears. Some people kept chickens so that they could have eggs. Sugar was very expensive so there were hardly any sweets. There would be markets every week where you could buy cheese, butter, perhaps bread and maybe some meat.

What would Christmas have been like? Henry would have got a few small presents in a stocking, maybe an orange, some sugared almonds and perhaps a homemade toy. Henry probably made paper chains to decorate the house with, along with lots of greenery and holly. No decorations were put up before Christmas Eve. Christmas was a special time and there was lovely food that people couldn't afford during the rest of the year like turkey or goose, Christmas Pudding, Mince Pies, Christmas cake and mulled wine.

Henry would have gone singing carols and late on Christmas Eve, all the family went to a special Christmas service in the church. If there was some snow, Henry would have had snowball fights and built a snowman. There would be a wreath hanging on the front door which Henry had helped his mum to make.

Written by Hannah, Matthew, Rachael and Rebekah

(***The photograph is actually of Andrew's father, Charles Burns. he was about six when it was taken about a hundred and ten years ago.)***

Piccadilly

CYPRUS

Happy Birthday

December

Laura Fenton
Peter Hills
Emma Schofield
Nick Scott
Denize Neasham

December 100 Club Winners

Thanks again to Jamie for announcing the winners.

1st prize – No 32

2nd prize – No 1

3rd prize – No 95

Dates for the Diary

A note for volunteers

If you would like to help out at any of our events then please get in touch by emailing Avril at info@jennyruth.co.uk.

December

'Tis the season for Winter Walks, Hot Chocolate and Festive Fun!

Boroughbridge Christmas Fair
Tap on the Tut Pub

Wednesday 6th December 5pm - 9:30pm

Christmas Party
Ripon Bowling Club

Friday 8th December 2023 7pm - 10pm

Jennyruth Workshops Christmas Fair

Wednesday 13th December 1pm - 4pm

Price List
Christmas on st
Set of three christ
Set of three christm
PYO dragons
Sheep
Snowman
Dove
Christmas gnomes

Bench.
Product of the Moment
Christmas Sheep
Handmade by Tenterden Workshops

Website
Website
Website
Website
Website
WHITE COPY PAPER

Coffee Morning - Mother cum Grayton
10 - 12pm
Saturday 2nd December
oke
THE KNARESBOROUGH
2004

A Message from

Jennyruth Workshops
Unit 5, Red House Farm,
Bridge Hewick
Ripon
North Yorkshire
HG4 5AY

01765 606620

Jennyruth Workshops
Established 2003

SCAN ME