

The Wren

Issue 39

February 2024



Together Everyone Achieves More



@JennyruthW



@jennyruthworkshops



@JennyruthWorkshop



www.jennyruth.co.uk



[jennyruth-workshop](https://www.linkedin.com/company/jennyruth-workshop)

Contents

January has flown by which means we have a shiny new edition of The Wren for you all to immerse yourselves in.

New Year, new timetable here at the Workshop, which means new groups and courses. Jane, one of our volunteers has kindly offered to run a craft group on a Friday morning for us making gift wrap, tags and bags; turn to page 10 for a sneak preview of what will be on offer.

If you look closely at the photos in this edition, you will see that we have already made a start on Christmas 2024.....is it ever too early?

With that thought I will leave you to enjoy catching up with us.

Until next time

Take care



3 Meet The Team
Get to know the magazine team

4 WOWs
Last month's WOWs

6 Visits and Events
Find out what we've been up to

9 News from the Workshops
Bird Boxes, Wrappers Delight and more....

13 Ellen's Photo Snaps

15 Baking Bonanza

16 Cooks' Corner

19 Volunteering
Find out more about our volunteers

23 Fundraising
Find out about the many ways you can support us

26 Rainy Day Relaxation
A bird themed word search

28 Birthdays and 100 Club
Winners

29 Dates for the Diary

36 A Message From....
Ellen

Meet the team



Editor Anna Smith

Deputy Editor Ryan Rhodes

Features Editor Jamie Allen

Head of Photography Ellen Hirst

Art Director Adam Chapman

Chief Reporter Hannah Rollings

Guest Reporter Rachael Addison



Our Amazing WOWs

Every week we celebrate the incredible achievements of one of our workers. Last month Jamie C, Adam and Mark received Worker of the Week (WOW).



Jamie Chiu
Worker of the Week
10th January 2024

- For superb packaging skills – taking his time when labelling products and not being fazed when using the laminator and guillotine for the first time.
- Despite not being in woodwork for over a year he remembered how to use all of the tools.
- For being a ray of positivity around the workshop.

Nicky

CEO



Adam Chapman
Worker of the Week
16th January 2024




- For interviewing everyone about what they are looking forward to in 2024.
- For being very professional.
- For interviewing Carol for the magazine.
- For challenging himself and giving a visitor a tour.
- For working hard on the computer.

Nicky

CEO



Mark Maddison
Worker of the Week
24th January 2024



- For his work with Carol because his painting was really good
- For being really happy, chatting and having a laugh
- For using his imagination
- For improving conversation skills

Nicky

CEO

WOW



Visits and Events

Trip to Tates

Therese and Tom popped over to Tates to check on our display and to bring back our Christmas products. Luckily the Olive Tree cafe was open so we couldn't resist stopping in for a drink and a piece of cake.



Jonathan, Emma, Adam and Jessica then visited later in the month to do a big re-stock!



Coffee Morning at St Paul's Church, Harrogate

On Saturday 20th January, I went with Avril and Mummy to St Paul's Church for their coffee morning.


We were doing a stall at the coffee morning to show what Jennyruth Workshops make. We had a tea, coffee and were given chocolate biscuits.

There were lots of people from the congregation there to meet their new minister. We sold plant markers, gnomes, cards, paint your own and bug homes.

We were really lucky because they gave us all the donations from the coffee morning. It was really fun to be there and I enjoyed serving people and chatting to them as well.

By Lucy Newell





News from the Workshops

Beautiful Bird Boxes

It's Nesting Box Week from 14th - 21st February so time to get organised by purchasing one of our beautiful handcrafted bird boxes! www.jennyruth.co.uk/bird-nesting-boxes

Tit Boxes



Wren Boxes



Blackbird Boxes



Tree Sparrow Boxes



Robin Boxes



Swift Boxes



Sparrow Terrace





Wrappers Delight!



The new Friday morning craft group have been busy working on an exciting new project which is aiming to turn Jennyruth Workshops into a one stop gift shop!

New ideas are being developed to create an exciting range of gift wrap, tags and bags to further enhance your gift purchasing experience. Stars of this exciting project are Chris, Rachael, Jonathan, Rebekah and Emma. The group have been trialling hand printing techniques and we are sure you'll agree the end results are amazing.




We hope to be able to offer a gift wrapping service for suitable purchases via the web site, at the workshop and stall events.

We're sure you'll agree'it's a wrap!'





Fire Brigade



Jamie and Elliot from Ripon Fire Service visited the workshop to talk to us about the importance of fire safety.

Before Christmas, we unfortunately had a small fire in our laser room. Everyone evacuated the workshop safely and were unharmed but the laser room was rendered out of action until recently.

Due to this incident, we decided to invite the Fire Brigade to the workshop so the workers could ask them lots of questions about staying safe during a fire and to learn more about the role of a firefighter.



**"It was interesting learning how to seal a door to stop smoke coming in! I enjoyed learning about the different boats they use to rescue people from rivers and floods."
- Christopher**

**"I loved trying the uniform on but it was very heavy."
- Daniel**



**"I asked if they had any volunteer firefighters. Some fire stations have part time firefighters who have another job as well."
- Adam**

Bird Box Building Experience

Looking for an original gift idea?
How about a Bird Box Building Experience at
Jennyruth Workshops?

£99

Choose which style of bird box you want to make

Tit Box



Robin Box



Blackbird Box



... and decorate it
using a range of
stencils in colours of
your choice.



We'll provide component parts, materials, tools and tuition - along with a sandwich lunch. Your unique bird box will be finished and ready to take home by 4pm

The day will include a tour of our workshop, as well as assembling and decorating your own bird box to take home.

Arriving at 10am, your experience will start with a hot drink and safety briefing. This will be followed by a tour of our workshop where you'll meet our 'workers', one of whom will show you around and guide you through the process of creating your own bird box.

Then it's off to the woodwork area where you'll sand the wooden components of your bird box, drill and screw the box together, assemble and fit the roof. You'll add finishing touches: roofing felt, a hanging hook, and one of our trademark wrens.

After lunch you'll move on to the paint shop where you'll be able to stencil on decorations to make your bird box truly unique.

This experience is suitable for adults aged 18+.

The cost of £99 per person includes all you'll need to make your bird box and will help support our workshop. Experiences are available Monday to Friday 10am-4pm. All materials, tools and safety boots will be supplied for the day.

The experience is for one person to attend. It is possible to book 2 experiences so that 2 people (max.) can attend together, each making their own box. Please contact us to enquire about similar experiences for larger groups.

Our workshop is near Ripon HG4 5AY. Parking on site.


Additional personalisation options (e.g. name plaque, bespoke cut outs or stencils, ...) can be pre-booked at an additional cost.



For more information, to book or request a gift voucher for our Bird Box Building experience, please email us: info@jennyruth.co.uk or phone 01756 606620 (Mon-Fri, 8.30am - 4.30pm).

Please note that we will be closed between Christmas and New Year.

Ellen's Photo Snaps

Ellen is our Head of Photography in this issue of 'The Wren'. She's taken some fabulous photos of people who 'look lovely darling' around the workshop.





Baking Bonanza

Our Wednesday afternoon Baking Group having been creating the most delicious treats this month!





Cooks Corner

Cooks Corner is back and here to bring you delicious recipes made by Tuesday morning's group! This month's favourite recipe was 'BBC Good Food's' yummy heartwarming lasagne.

Ingredients for the sauce

Olive Oil
1 Onion, finally chopped
1 Carrot, chopped
2 Celery Sticks, chopped
1 Bay Leaf
3 Garlic Cloves, crushed
500g Beef Mince
2 tsp Tomato Purée
125ml Red Wine
400g Chopped Tomatoes
400-500ml Beef Stock
Sea Salt and Black Pepper

Ingredients for the Béchamel sauce

75g Unsalted Butter
75g Plain Flour
1 Litre Full Fat Milk
1/4 tsp Freshly Ground Nutmeg

To assemble

250-300g Dried lasagne sheets
150g Parmesan



STEP 1

For the sauce, heat a heavy-based saucepan over a medium-high heat. Once hot, add a glug of oil and then add the onion, carrots, celery and bay leaf and cook for 5-6 minutes or until softened. Add the garlic and carry on cooking for two minutes.

STEP 2

Turn the heat up and add the mince to the pan and continue to fry breaking up any large chunks, until the meat is brown all over. Season with salt and pepper. Once completely browned add the tomato puree and mix. Cook for two minutes and then pour in the red wine and turn up the heat to bubble the wine. Cook for 3-4 minutes scraping any bits stuck to the bottom of the pan.

STEP 3

Add the tomatoes to the pan, mix well and bring to a simmer then pour in 400ml of the stock. Bring to a rapid simmer, reduce the heat to low and leave to cook gently for an hour, stirring every now and again until thickened and reduced. If at any point the mixture looks too dry then add the remaining stock along with a little water. Set to one side while you make the béchamel sauce.

STEP 4

Preheat the oven to 190C/375F/Gas 5. In a medium heavy - based saucepan melt the butter, stir in the flour and cook for 3-4 minutes. Gradually whisk in the milk, but in batches, until smooth. Taste and season as necessary with salt and pepper. Add the nutmeg and then cook over a gentle heat for 4-5 minutes until thickened, stirring now and again.

STEP 5

Spread one- third of the meat sauce across the bottom of a medium lasagne dish and top with a quarter of the Bechamel sauce, then cover with lasagne sheets. Repeat the process to create a further 2 layers. Completely cover the top layer of lasagne sheets with the remaining Bechamel sauce. Sprinkle the rest of the Parmesan on top.

STEP 6

Place in a preheated oven and bake for 30-40mins or until golden brown and bubbling.





Volunteering

Volunteer Social



**The next social will be in 2024.
7pm - 10pm at Copt Hewick Village Hall.
Quiz, food and good company.
Partners welcome.**



"Thank you, we loved the last one!"

**"The first event was much appreciated,
thank you."**

**"I haven't got round to thanking you all for a lovely evening,
I really enjoyed it - count me in the next one please, thanks
again."**



**Please check the events list and if
you would like to help out at any of
these please email Avril at
info@jennyruth.co.uk**

Volunteer Spotlight

Carol

Carol started volunteering at Jennyruth Workshops 6 months ago. Adam and Ellen sat down with Carol to ask her more about life as a volunteer!

How long have you been volunteering at Jennyruth Workshops?

About 6 months. I came to drop off some towels, bought a hedgehog home and signed up to volunteering all in one day.

What do you like about volunteering at Jennyruth Workshops?

The people are fantastic! I've never seen so many smiling faces. Everyone is so polite and kind. Occasionally I get to cuddle a dog.

What did you used to do for a job?

I started off as a nurse where I worked with adults with learning disabilities and the elderly. I also worked as a classroom assistant. I've always worked in care.



What do you do in the week? Do you work anywhere else?

I am going to start volunteering on Fridays at the Nursing Home where my mum is.

What are your hobbies?

Craftwork, knitting, cross stitch and gardening.

Tell us about your family and do you have any pets?

There is me, my husband and my son who's 31. My mum is 97 but is convinced she is 100! I used to have a dog called Ted but now I just have a goldfish in the outside pond!

Are you going on holiday this year?

I've got two holidays booked, one for my birthday later in January to Edinburgh and we are going to Skye in June.

What music do you listen to?

I like older rock music and I listen to Greatest Hits Radio in the car.





Fundraising

There are numerous ways that you can support Jennyruth Workshops.

Fancy starting your own fundraiser? Click the link to create a Just Giving page and start raising money for Jennyruth Workshops!

<https://www.justgiving.com/fundraising-page/creation/?cid=3261823>



You can donate via our website:
<https://cafdonate.ca/online.org/16026#!/DonationDetails>

Click the link to make a regular or one off donation!

Easy Fundraising gives people an easy and free way to raise donations for Jennyruth Workshops through online shopping

You can also add the Donation Reminder button to your browser so whenever you're shopping online – the Donation Reminder automatically lets you know when you're on any site that offers donations with #easyfundraising.

<https://www.easyfundraising.org.uk/donation-reminder/>

It's now been made even easier...just scan the QR Code to sign up or visit <https://www.easyfundraising.org.uk/> to find out more.



KNARESBOROUGH KNIGHTMARES



GHOST WALKS IN AID OF LOCAL CHARITIES



ticketsource.co.uk/knaresborough-knightmares



Rainy Day Relaxation


Bird nesting week so on the theme of birds....

Birds

C	K	G	B	L	A	C	K	B	I	R	D	E	O
H	O	R	N	B	I	L	L	O	W	R	E	N	U
H	C	I	R	T	S	O	A	B	U	D	G	I	E
E	I	T	U	R	K	E	Y	N	E	L	K	A	R
E	A	G	L	E	C	N	R	I	O	R	O	L	K
R	N	N	U	N	O	O	E	L	O	O	O	P	S
O	A	B	I	P	C	E	H	I	W	B	K	E	R
G	C	K	R	A	K	G	S	E	L	I	A	N	P
N	U	C	F	R	E	I	I	O	E	N	B	G	E
I	O	O	A	R	R	P	F	O	U	Y	U	U	L
M	T	C	M	O	E	B	G	N	R	P	R	I	I
A	A	A	E	T	L	C	N	A	D	Y	R	N	C
L	L	E	N	O	O	O	I	W	R	C	A	P	A
F	K	P	T	P	C	R	K	S	L	R	K	L	N

- PARROT
- SWAN
- PIGEON
- BLACKBIRD
- PELICAN
- PEACOCK
- OWL
- OSTRICH
- KOOKABURRA
- TURKEY
- BUDGIE
- PENGUIN
- COCKEREL
- WREN
- FLAMINGO
- ROBIN
- KINGFISHER
- EAGLE
- HORNBILL
- TOUCAN

N	L	K	R	L	S	K	R	C	P	T	P	K	F
A	P	A	C	R	M	I	O	O	O	N	E	L	L
C	N	R	Y	D	A	N	C	T	L	E	A	V	A
I	I	R	P	R	N	G	B	E	O	M	C	T	M
L	U	U	Y	U	O	F	P	R	R	O	O	O	I
E	G	B	N	E	O	I	E	R	E	F	C	N	U
P	N	A	I	L	E	S	G	K	A	R	A	C	G
R	E	K	B	M	I	H	E	C	P	B	I	O	A
S	P	O	O	O	L	O	O	O	N	N	N	O	R
K	L	O	R	O	R	I	O	C	N	R	E	A	G
A	R	K	L	N	E	Y	E	K	E	R	T	U	R
E	G	I	D	G	I	A	B	S	O	A	R	T	S
U	N	R	E	N	M	R	E	L	L	O	B	I	L
O	E	D	I	R	B	I	R	D	C	A	B	L	A



Happy Birthday

February

Daniel Allen
Jenni Kipling
Karen Rayner
Sue Turner
Carole Dean
Ben Evason
Denies Carrigan
Mark Scott
James Fisher
Matthew Evason
Vee Leigh



February 100 Club Winners

Thanks again to Jamie for announcing the winners.

1st prize – No 99

2nd prize – No 91

3rd prize – No 61



Dates for the Diary

A note for volunteers

If you would like to help out at any of our events then please get in touch by emailing Avril at info@jennyruth.co.uk.

March and April

Sights and Sounds of Ripon Ripon Cathedral

Saturday 9th March 11am -2pm



SIGHTS and SOUNDS
of RIPON

- Local Charities
- Local Services
- Volunteering

Free entry **11am - 2pm**

A free family-friendly day. A celebration of local charities and local services, discover volunteering opportunities, and access advice and support.

Join us at Ripon Cathedral, Ripon Library, and Ripon Museums
For more information contact engagement.har@northyorks.gov.uk

A partnership initiative by
my neighbourhood
your community

Saturday 9
March 2024



RIPON CATHEDRAL
SPRING FOOD, HOME & GARDEN
SHOW

SATURDAY 13 APRIL 2024
10am - 4pm

RIPON CATHEDRAL

Spring Food, Home and Garden Fair Ripon Cathedral

Saturday 13th April 10am-4pm

Harrogate Spring Flower Show Yorkshire Show Ground

Thursday 25th - Sunday 28th April



HARROGATE
FLOWER SHOWS

Spring

25th - 28th April 2024

May




Saving Yorkshire Dogs
Bedale Park
Sunday 5th May



Duncombe Park Country Fair
Duncombe Park

Monday 6th May 9am-5pm

Rotary Club Bike Ride
Tollerton Station
Saturday 11th May 8am-2pm ish



June and July

**Boroughbridge Lions Gala Fete
Boroughbridge**

Sunday 30th June



**Great Yorkshire Show
Yorkshire Showground**


Tuesday 9th - Friday 12th July



August and September


**Harrogate MG Rally
Bewerley Park, Pateley Bridge**

Sunday 4th August



**Mini Music Fest
St Wilfrid's Church, Ripon**

Sunday 4th August



**Keep an eye out for the
Race Day date**



**Pop up Shop
Knaresborough High Street**

Monday 26th August - Sunday 1st September

November

Christmas Fair Ripon Cathedral

Friday 22nd - Saturday 23rd November







A Message from



Jennyruth Workshops
Unit 5, Red House Farm,
Bridge Hewick
Ripon
North Yorkshire
HG4 5AY

01765 606620

