

# The Wren

Issue 4

26th March 2021



Together Everyone Achieves More

[www.jennyruth.co.uk](http://www.jennyruth.co.uk)



@JennyruthW



@jennyruthworkshops



@JennyruthWorkshop

# Message from our Chief Officer

Hello and welcome to the March edition of the Wren.

This month we have had guest editors helping Anna. A very big thank you to Rebekah, Victoria, Jamie and Beth for their contributions, making it such a wonderful edition.

It's hard to believe it's been a year since the pandemic began. It has been a challenging time for everyone but at the same time so rewarding in many ways too. It has given us the opportunity to modernise the building and as you will see later in this issue we have all been very busy. 1500 Zooms later, I think we can class ourselves as experts 😊

As part of building our Jennyruth Brand, we have been busy building our public profile by posting regularly on social media. We would really appreciate if everyone could like, share, retweet or comment on our posts. This will help us to reach even more of our lovely customers.

I hope you all enjoy the Bank Holiday weekend coming up next week. Please pop along to the Workshops as the Easter Bunny has left an egg for each of you.

Don't forget the clocks change this weekend and a big thank you to the Ripon Rockers for last night's concert.

Stay safe

Nicky

## Contents

3. WOWs

4. Feature of the Month

6. Volunteer Spotlight

7. What a Year

8. Workers' World

11. Thank Yous

12. Garden Knowledge

14. Cooks' Corner

16. Madooshka Creates

17. Rainy Day Relaxing

18. Birthdays

18. 100 Club Winners

19. Upcoming Events

20. A Message from Christopher

## Cover Photo

by Jamie Allen

Feature of the Month  
Our Staff and Volunteers



**Guest Editors:** Rebekah Evason, Victoria Thomis,  
Jamie Allen and Beth Evason



# Our Amazing WOW's

Every week we celebrate the incredible achievements of one of our workers. This month Jonathan, Alex, received Worker of the Week (WOW).

## WOW



Jonathan Evason  
Worker of the Week  
1<sup>st</sup> March 2021

- For his excellent painting on the trugs
- His great contributions to and enthusiasm for the gardening zoom
- All his work and painting at home



## WOW



Alex Arnall  
Worker of the Week  
8<sup>th</sup> March 2021

- For joining in all the Zooms and taking an interest in others on Zoom
- Her contributions to the Literacy [Zoom](#)
- For being our foreign affairs correspondent in France



## WOW



Hannah Rollings  
Worker of the Week |  
15<sup>th</sup> March 2021

- For joining in all the Zooms so enthusiastically
- For her wonderful contributions to the Thursday morning small group Zoom
- For her lovely sense of fun and engaging with everyone on Zoom



## WOW



Christopher Stanfield  
Worker of the Week  
22<sup>nd</sup> March 2021

- For constructing and putting together planters and birdboxes at home
- For his excellent painting of these birdboxes and planters
- For his valuable contributions to the Gardening Zoom





# Feature of the Month

## Our Wonderful Staff and Volunteers

Richard's really good at supporting me, he's been giving me something to do and I can help him out. He drops stuff off for me to work on and I come here and collect stuff. Yeah it's been really good.  
- Christopher



The hard work on building better toilets has made me happy for when we get back to Jennyruth Workshops.  
- Lucy

Thank you to all the paintshop staff for preparing me lots of different painting packs to do at home.  
- Jamie A





I love Don's quizzes which I enjoy. They keep my brain working, thank you Don.  
- Jamie A



Denise's Friday fun group is fun with games, stories and seeing friends.  
- Daniel





# Volunteers' Spotlight



Jamie says "Grace is very kind and supportive to other people. Under normal times she helps the workers with the detail on the bird boxes".

Victoria says "Grace and I like talking about cakes and tearooms. I like sharing doggy stories with her. She helped me with brush duty at the workshops".

Beth says "She has been supporting me at the YMCA shop where I do work experience".

Rebekah says "She is beautiful and helps and supports us at Jennyruth Workshops. Grace has helped out at shows and been continued to volunteer from home by painting lots of products".



# What a Year!

12 months ago we were hit with the Corona Virus pandemic and Jennyruth Workshops was forced into lockdown. We've spent the past year seperated from loved ones and having to learn a completely new way of working but despite this, who would have thought that we would still achieve so much.

Orders through our  
new Online Shop

167

Painting Packs Sent Out



Over  
500

New Sales Outlets

Zoom Sessions

Over  
1,500



6

Rainbow Miles  
Walked

1,286



Cakes delivered by Workers

52



Birthday Wishes on  
Facebook Sent by  
Rebekah



89



Too many more to  
list and so many  
more to come






# Workers' World

Welcome to the Workers' World. In this edition we've got a piece by Rebekah on 'Working From Home', cracking Jokes by Jamie and piece on what the workers have been getting up to in the Zoom courses.

## Working From Home

Hi everyone, we've been doing lots of activities while being in lockdown and working from home. We have done different courses, enjoyed the Workers' Zone and done activities on Zoom like Don's Quiz. I put the Birthday cards on our Facebook group and we have painting packs.

by Rebekah Evason





8.

Photos by Rebekah Evason



# Let's Get Zooming



I have been in the garden small group with Denise and Janet. We learnt how to grow plants, flowers and vegetables in our gardens. We had live zoom tours around our own and volunteers' gardens. We pressed flowers and leaves. We did art work on cards, pictures and bookmarks. We made Christmas cards with leaves as well.

We did the great garden bird watch and learnt about the birds such as wren, robin, sparrow hawks and also seabirds. Now we are looking at spring in our gardens and what we might grow or jobs you might do in the garden.

- Jamie A



At the workshops I really enjoyed learning money skills with Nicky and checking the stock of supplies with Karen. In lockdown we have been learning more office skills on Zoom with Anna, like the new ordering and stocktaking system for our products. I am looking forward to learning how to use the new tablets.

- Victoria



We have done lots of different things in the Friday fun group. I really enjoyed the show and tell about our hobbies - Disney, owls, Norse gods and Harry Potter. We looked back at photos of 16 years of Jennyruth Workshops and all the activities we have done. We have played games, had garden and farm tours and recently story times when we acted as different characters in the stories. It has been great fun with special friends. We are always pleased to see each other.

- Daniel



Our Communication course on Thursday is with Denise and 4 workers. We learn about different subjects in the course.

- Matthew


On Monday we do literacy with Christine and Jackie. We are learning about different fairy tales and different myths. We also watched a video about writing poems.

- Beth





# Thank You



## The Moors Care Centre



**A big thank you  
to the Moors  
Care Centre for  
all the yummy  
treats.**

**Wonderful  
kindness during  
such a difficult  
time.**

**To everyone who has made a donation to Jennyruth  
Workshops this month we want to say a big thank you for  
your continued support and generosity!**



# Garden Knowledge

By Jamie Allen

Spring arrives on 21st of March, but in the weather office March 1st is the start of spring. So it's here. Warmer days and longer daylight means it is time to start working in the garden.

During lockdown I have been helping a lot more in the garden and also learnt more about plants and wildlife in the Denise's zoom gardening group. We have had more time to take notice of things outside. We talked about senses of spring;

Sights of spring; flowers and bulbs, lambs, birds nesting, green shoots, seeds growing.

Sounds of spring; song birds, lawnmower, tractors.

Smells of spring; fresh air, wild garlic, fresh grass, spring blossom.

Taste of spring; nettles [soup].

Touch of spring; nettles, pussy willows, catkins.

How many different birds can you see or hear in your garden?

How many different flowers are in your garden?

How many colours can you see in your garden?

How many sounds can you hear in your garden?

What can you smell in your garden?

**Here are some jobs I shall be doing in the garden in spring;**

- Prune bushes
- Clearing moss
- Digging compost
- Weeding
- Prune roses
- Planting seeds, beans and tomatoes
- Sweeping up leaves and storm debris
- Put in bean sticks





# Fun with Frogs

Victoria wanted to share her frog photos.



## Did you know.....

Frogs absorb water through their skin so they don't need to drink.

## Did you know.....

Certain frogs can jump up to 20 times their own body length in a single leap.




## Did you know.....

Because frogs come out in the rain, people used to think that they fell to earth in the rain! And in nineteenth century England, people tried catching them to prove it.






# Cooks' Corner



## Victoria's favourite Chocolate Chip Cookie Recipe

150g Self-Raising Flour  
25g Cocoa Powder  
110g Butter or Margarine  
75g Soft Dark Brown Sugar  
2 Tbsp Golden Syrup  
110g Chocolate Chips  
2 Tbsp Milk



1. Preheat oven to fan 160°C.
2. Grease 2 baking trays.
3. Sift the flour and cocoa together.
4. Cream butter and sugar until light and fluffy.
5. Stir in the syrup, flour, cocoa, chocolate chips and milk and mix well.
6. Place spoonfuls of the mixture on the prepared trays, flatten slightly and bake for 15-20 minutes.
7. Leave to cool for a couple of minutes, then place cookies on a cooling track to cool.



# Jamie and Daniel's yummy Easter Biscuit recipe

200 gms [8 ozs] plain flour.  
1/2 level teaspoon mixed spice.  
100 gms [4 ozs] margarine or butter  
100 gms [4 ozs] caster sugar  
50 gms [2 ozs] currants  
1 large egg  
A little extra caster sugar to finish



**Oven Gas 5 /180 C**

## Method

1. Heat oven.
2. Grease 2 baking sheets
3. Sieve flour and spice. Cut up fat and rub into flour.
4. Stir in the sugar, currants and add the beaten egg gradually to give a firm not sticky dough.
5. Roll out on floured surface to 1cm thickness and cut into rounds. Sprinkle with sugar and place on trays.
6. Bake 15- 20 minutes. Cool slightly before removing.

**It is tradition on Easter Sunday to give three of these biscuits tied together with coloured ribbon to each member of the family at breakfast time.**



# Magdooshka Creates

I am a stained glass artist who aims to introduce more colour, light and movement into gardens and homes. I work in my garden workshop in Ripon making a range of stained glass products for individual customers, galleries and shops, including the National Trust and for sale at the stalls and events as well as at my own 'open studio' weekends and from my website.

Last year I asked Jennyruth Workshops to help me make the cards, I had been painstakingly making myself, which I hang a small stained glass gift onto the front of.

Everyone was so helpful at each stage in the process, the designers really listened to my ideas and worked on the details with me concerning both the type and size of the font to use and on the replication and size of the image of the tree I had been using for a number of years. The workers are now using the amazing laser cutter to cut out the trees on these cards and the information that the cards are made from 100% recycled paper. They have even been keeping and sending me the cut out trees so I can use them on the inside of the cards, as I have always done.

I am so pleased with the result, which saves me so much time to spend on my glass work, at such a reasonable outlay. A brilliant service which maintains the look I want, whilst giving me more time for me to spend on my own glass work.

Magda of 'Magdooshka Creates'

<https://www.facebook.com/MagdooshkaCreates>

<https://www.magdooshkacreates.com/>




# Rainy Day Relaxation

## March Wren

G	T	S	U	E	R	E	T	S	A	E	S	A	I
C	E	S	M	C	H	O	C	O	L	A	T	E	R
N	N	D	B	E	M	I	T	G	N	I	R	P	S
O	P	U	R	E	R	U	S	A	E	R	T	A	S
G	T	C	E	W	E	A	T	H	E	R	T	U	A
R	D	K	L	U	B	H	A	T	C	H	N	G	D
E	A	L	L	R	A	B	B	I	T	S	U	G	A
E	L	I	A	G	T	S	E	N	H	O	H	E	F
N	S	N	N	N	W	C	H	I	C	K	S	T	F
E	W	G	L	B	E	A	N	P	R	M	E	E	O
A	P	R	I	L	O	E	E	S	E	R	T	N	D
T	T	D	S	H	O	W	E	R	S	A	H	N	I
T	A	D	P	O	L	E	L	L	A	W	O	O	L
A	B	L	E	N	T	E	W	C	L	A	M	B	S

- APRIL
- LENT
- SUNSHINE
- GREEN
- EGG
- WEATHER
- RAINBOW
- SPRINGTIME
- CHOCOLATE
- WARM
- CHICKS
- TADPOLE
- LAMBS
- HATCH
- UMBRELLA
- EASTER
- DAFFODILS
- HUNT
- RABBITS
- TREASURE
- DUCKLING
- NEST
- SHOWERS
- BONNET





# Happy Birthday



## March

Mel Milnes  
Sue Evason  
David Brotherton  
Jackie Grant  
Sandra Gordon



## March

### 100 Club Winners

Thanks again to Jamie for announcing the winners.

**1st prize – No 20**

**2nd prize – No 25**

**3rd prize – No 26**



# Upcoming Events

**Please find below the zoom links for the exciting  
Ripon Museums sessions on Friday 9th & Friday  
16th April 1.30 – 3pm.**

Topic: Workhouse session 1 Jennyruth

Time: Apr 9, 2021 01:30 PM London

Join Zoom Meeting

[https://zoom.us/j/94393123595?](https://zoom.us/j/94393123595?pwd=Tlc4T0JXU3lVN0V2N3VLSWFQdnJhUT09)

[pwd=Tlc4T0JXU3lVN0V2N3VLSWFQdnJhUT09](https://zoom.us/j/94393123595?pwd=Tlc4T0JXU3lVN0V2N3VLSWFQdnJhUT09)

Meeting ID: 943 9312 3595

Passcode: 133676

Topic: Workhouse session 2 Jennyruth

Time: Apr 16, 2021 01:30 PM London

Join Zoom Meeting

[https://zoom.us/j/93727838091?](https://zoom.us/j/93727838091?pwd=VGNMZmxYU0Jkd0ZNb29FWUZMQjE4Zz09)

[pwd=VGNMZmxYU0Jkd0ZNb29FWUZMQjE4Zz09](https://zoom.us/j/93727838091?pwd=VGNMZmxYU0Jkd0ZNb29FWUZMQjE4Zz09)

Meeting ID: 937 2783 8091

Passcode: 719733



# A message from Christopher



**Jennyruth Workshops  
Unit 5, Red House Farm,  
Bridge Hewick  
Ripon  
North Yorkshire  
HG4 5AY**

**01765 606620**

